



CAPABILITY STATEMENT





PARTNERING FOR SUCCESS

High-risk operations demand more than just experience - they require absolute trust and the ability to deliver when it matters most. SSS was built to meet this challenge head-on, ensuring industries that power our world keep running safely and efficiently.

As a global-leading provider of specialist support services to the mining and infrastructure sectors, you can rely on SSS to provide the right people and the right systems to ensure your project is completed at the highest level of quality, on time and on budget.

Backed by extensive experience and industry knowledge, the SSS team is equipped to manage urgent customer requests and site specific challenges with ease, providing quick turnarounds for even the most demanding work schedules.

From planning to execution, we don't just manage projects, we remove uncertainty. More than a service provider, we partner with our clients to achieve excellence - minimising downtime, maximising safety, and ensuring success for the people who count on us.



OUR MISSION

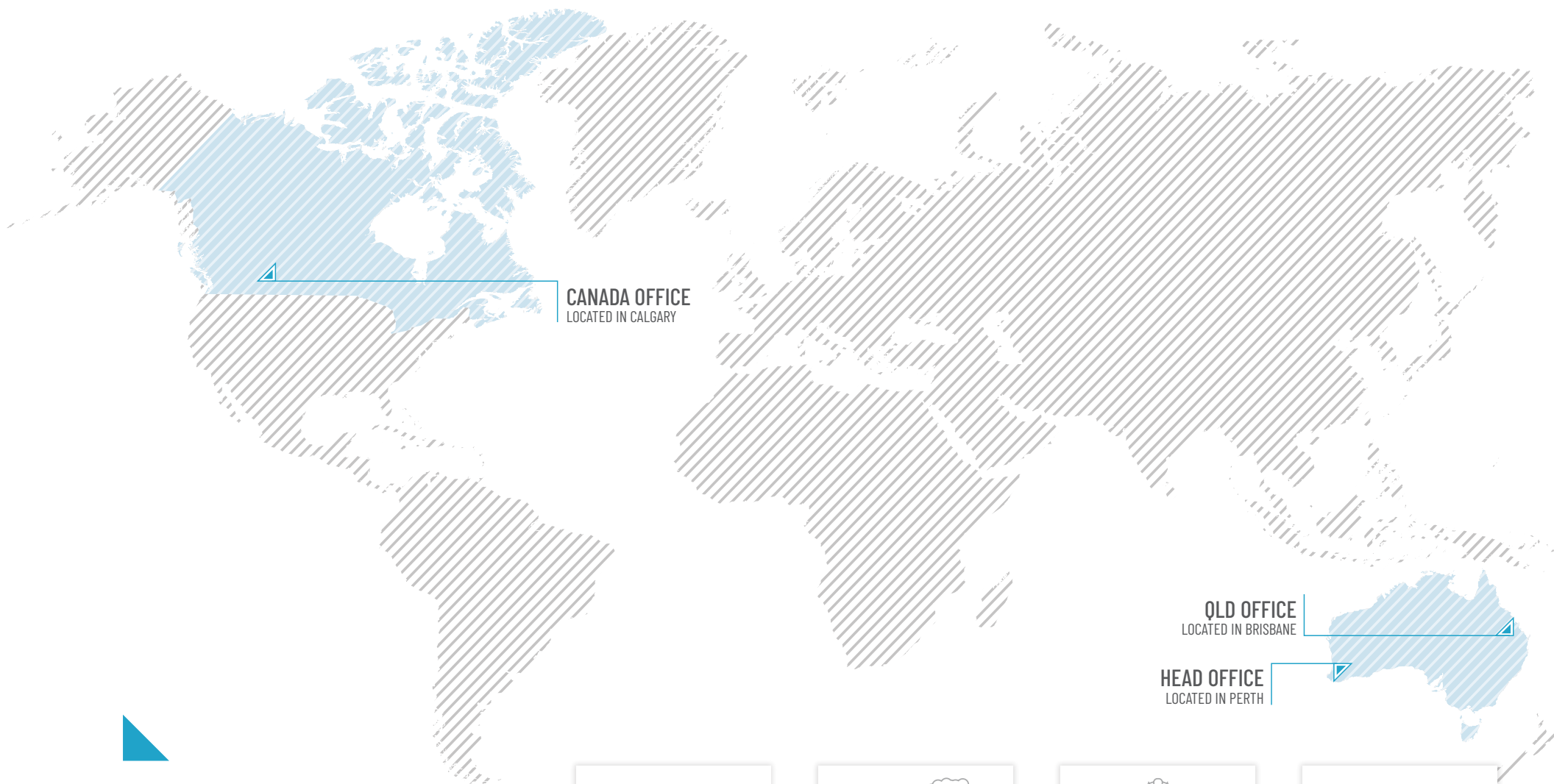
Our mission is to transform the mining services landscape by delivering specialist support that empowers operational excellence.

TRANSFORMING YOUR OPERATIONS THROUGH SPECIALIST EXPERTISE

SSS provides a wide range of specialist services to support your project and site-based teams. With extensively trained and well-equipped personnel on hand who are ready to deliver your shutdown and project needs, we will be there with you every step of the way, from planning through to execution.

Our services include:

- ▶ Shutdown Execution Coordination
- ▶ Shutdown Execution Area Owners
- ▶ QA/QC Support
- ▶ Project Management
- ▶ Shutdown Consulting
- ▶ Scheduling and Planning Support
- ▶ Materials Logistics Support
- ▶ Administration and Logistical Support



CANADA OFFICE
LOCATED IN CALGARY

QLD OFFICE
LOCATED IN BRISBANE

HEAD OFFICE
LOCATED IN PERTH


OPERATIONAL FOOTPRINT




300+ TOTAL NUMBER
OF EMPLOYEES



60+ SITES WORKED
GLOBALLY



285 SHUTDOWNS
COMPLETED IN FY2025



35+ VEHICLE
FLEET

WHY CHOOSE SSS?

EXPERIENCE AND EXPERTISE

Our specialists are exposed to industry best practices across a variety of sites throughout Australia and North America. This makes them adept at what they do and allows them to utilise the most effective approaches for your project.

AGILE AND UNBIASED

Our responsive and flexible team can adapt to any client request, meeting even the toughest deadlines. As an unbiased third party, we work holistically with our clients to ensure the best results for their project and business needs.

IMPROVED EFFICIENCIES

We make sure shutdowns and projects run on time and on budget. Our personnel are a fresh set of eyes on your site, adding value wherever possible in the improvement of safety and quality processes.

REAL-TIME REPORTING

Our team offers live, real-time accurate reporting during the execution phase of your project. We are your eyes and ears on the ground.

POST-SHUT DOWN REPORTING

After project completion, we independently review your shutdown's performance and suggest improvements for future shutdowns.

RELIABLE AND CONSISTENT

Our people are trained in-house with cutting-edge training systems, which means every team is consistent across the board. Our teams work from shutdown to shutdown, and project to project, prepped and ready to go.

OUR CLIENTS

BHP

 Fortescue.

Rio Tinto

 **UGL**

 **SOUTH32**

GREATLAND 

newgold[™]

 **CITIC PACIFIC MINING**

 **TIANQI LITHIUM**

 **NORTHERN STAR
RESOURCES LTD**

 **PLS**

 **HANCOCK
IRON ORE**

 **GOLD FIELDS**

HUDBAY



OUR SERVICES

OUR SERVICES



SHUTDOWN MANAGEMENT

SSS provides full-scope plant shutdown management services for mining infrastructure and operations. Whether it's a scheduled turnaround or urgent maintenance event, our teams work closely with your stakeholders to ensure clarity, compliance and confidence from start to finish.

With a high level of leadership experience and a focus on safety, we ensure every shutdown is completed at the highest quality, on schedule and on budget.

Our team's extensive exposure to different sites across the globe, allows us to deliver the most effective approaches for your shutdown or project - providing a smooth transition from commissioning through to plant outage and operation.



MATERIALS LOGISTICS

SSS delivers complete materials and logistics support for shutdowns and site projects. Our team of experienced MLOs come with the high-risk licenses to complete jobs safely and efficiently, assisting your site teams for pre, during and post shutdown materials consolidation.

We work closely with your teams to make sure every component is where it needs to be, when it needs to be there. Our material handlers are trained for complex worksites and high-value equipment, ensuring safety and control at every stage.

OUR SERVICES



SHUTDOWN CONSULTING

Successful shutdowns begin well before work starts on site. At SSS, we provide shutdown consulting services that strengthen planning, governance and operational readiness across mining and heavy industry operations.

Our team works with site leadership to review scope, validate plans and establish clear execution frameworks that support safe delivery and scheduled performance.

Early clarity strengthens shutdown outcomes and supports confident execution. Improve your readiness with SSS and get the most out of your next shutdown.



QUALITY MANAGEMENT

SSS integrates quality management in project delivery to give our clients confidence that every shutdown, no matter the size or complexity, is delivered to the highest standards.

Globally, our engineers have produced a significant number of ITPs for QA sign-off across multiple sites and clients. Our team coordinates with site engineering to build the right ITPs for critical equipment, using OEM specifications.

With SSS, you can rest assured that our field technicians conduct all QA inspections on-site during plant shutdowns to deliver the highest quality workmanship for your project.

OUR SERVICES



PROJECT MANAGEMENT

We provide project management services for the unique challenges of mining and infrastructure work. Our focus is on delivering your scope safely, on time and within budget.

From initial planning to execution, we manage all moving parts, so you don't have to. Our team understands the complexity of working in live environments, under tight timelines, and with high expectations. We bring a structured, practical approach to planning and delivery – backed by experience on some of the world's most demanding sites.

Whether you need a single project lead or a full project management team, SSS offers scalable support to match the needs of your operation.



WORK MANAGEMENT

SSS offers end-to-end work management services designed to support complex site operations, shutdowns and project delivery. From the smallest task to the full scope of work, we ensure every element is planned, assigned and executed with discipline.

Our work management team consists of experienced shutdown planners, schedulers, SAP trainers/coaches and administration to support the team throughout the execution phase.

From live Gantt tracking, work order close outs, ordering additional materials and raising sub/new notifications, we have the tools, systems and people to get the job done right.

PEOPLE & CULTURE

At SSS, our people are at the heart of everything we do. We believe the success of any business comes down to having the right people around you at all times while building a strong team culture, and that's why we prioritise our people above all else.

Trust and communication are the driving force behind our operations. It's how we provide the best service to our clients and foster a culture of growth and excellence for our people so they can be the best at what they do.

We stand by our values - Respect, Allegiance, Excellence, and Transform - and ensure they are incorporated in everything we do, allowing us to uphold the highest standards so we can operate with one goal in mind: partnering for success.





sssca.com

Head Office Australia

30/63 Knutsford Avenue
Rivervale WA 6103
+61 8 6278 2824
info@sssau.com

QLD Office

Level 18, 324 Queen Street
Brisbane QLD 4000

Canada Office

Suite 400
909-17th Ave SW
Calgary, AM T2T 0A4
info@sssca.com

